

REFLECTORAS
INCANDESCENCIA empotrables
REFLECTOR LAMPS
INCANDESCENT recessed



Pag. 11



Pag. 11

REFLECTORAS empotrables
REFLECTOR LAMPS recessed

CE □ ▽ 230V 0.2m IP 20 m³ 0,08

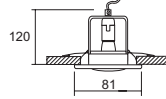


| | | | | | | |
|-----------------|--------------------|------|-----|--------|----|------|
| R-50 MAX.40W | E-14 HS-SPOT 30 | E-14 | Ø90 | 14,8kg | 48 | 1224 |
|-----------------|--------------------|------|-----|--------|----|------|

0139-00-00

Blanco / White
Oro / Gold plated

B
O

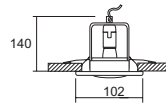


| | | | | | |
|-----------------|------|-----|------|----|------|
| R-63 MAX.60W | E-27 | Ø75 | 11kg | 48 | 1234 |
|-----------------|------|-----|------|----|------|

0140-00-00

Blanco / White
Oro / Gold plated

B
O

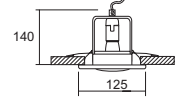


| | | | | | |
|-----------------|------|-----|-------|----|------|
| R-80 MAX.60W | E-27 | Ø90 | 5,9kg | 24 | 1244 |
|-----------------|------|-----|-------|----|------|

0141-00-00

Blanco / White
Oro / Gold plated

B
O

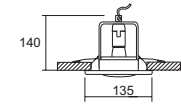


| | | | | | |
|-----------------|------|------|-------|----|------|
| R-80 MAX.60W | E-27 | Ø100 | 7,3kg | 24 | 1254 |
|-----------------|------|------|-------|----|------|

0142-00-00

Blanco / White
Oro / Gold plated

B
O



BAÑO empotrables
BATHROOM recessed

CE □ ▽ 230V IP 44 m³ 0,005

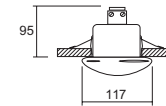


| | | | | | |
|-----------------|------|-----|--------|----|-------|
| E-14 MAX.40W | E-14 | Ø90 | 11,4kg | 24 | 0,002 |
|-----------------|------|-----|--------|----|-------|

0077-00

18

Cristal: Opal
Glass: Opal

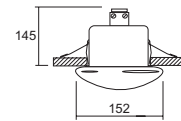


| | | | | | |
|-----------------|------|------|---------|----|-------|
| E-27 MAX.60W | E-27 | Ø130 | 11,99kg | 12 | 0,005 |
|-----------------|------|------|---------|----|-------|

0078-00

18

Cristal: Opal
Glass: Opal



PRESENTADO EN CAJA
INDIVIDUAL
DELIVERED IN INDIVIDUAL
BOX

