

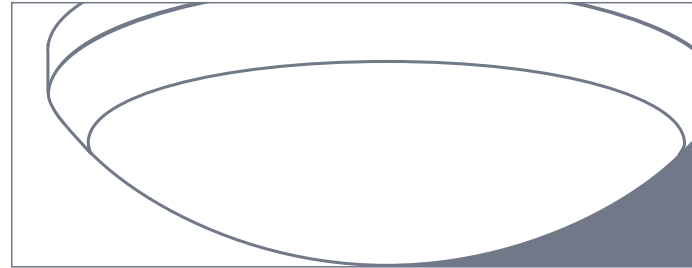
PLAFONES  
APLIQUES

CEILING LIGHTS  
WALL LIGHTS



superficie

surface



Pag. 25



Pag. 27



Pag. 25



Pag. 27



Pag. 25



Pag. 27



Pag. 26



Pag. 26



Pag. 25



Pag. 26



Pag. 26



Pag. 26



Pag. 27



Pag. 27



Pag. 25



Pag. 27



Pag. 25

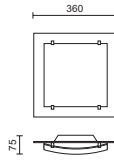
PLAFONES *superficie*  
CEILING LIGHTS *surface*



**0737-00-00** — **ZC**

Acabado: Z - Aluminio  
Finishing: Z - Aluminium

Cristal: Ácido  
Glass: Dull



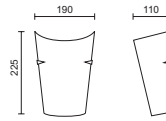
APLIQUE *superficie*  
WALL LIGHT *surface*



**0738-00-00** — **C**

Acabado: C - Cromo  
Finishing: C - Chrome

Cristal: Ácido  
Glass: Dull



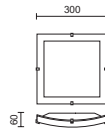
PLAFONES *superficie*  
CEILING LIGHTS *surface*



**0735-00-00** — **C**

Acabado: Z - Aluminio  
Finishing: Z - Aluminium

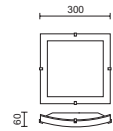
Cristal: Ácido  
Glass: Dull



**0735-01-00** — **C**

Acabado: Z - Aluminio  
Finishing: Z - Aluminium

Cristal: Ácido  
Glass: Dull



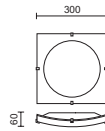
PLAFONES *superficie*  
CEILING LIGHTS *surface*



**0736-00-00** — **C**

Acabado: Z - Aluminio  
Finishing: Z - Aluminium

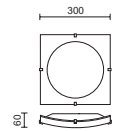
Cristal: Ácido  
Glass: Dull



**0736-01-00** — **C**

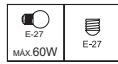
Acabado: Z - Aluminio  
Finishing: Z - Aluminium

Cristal: Ácido  
Glass: Dull



PRESENTADO EN CAJA  
INDIVIDUAL  
DELIVERED IN INDIVIDUAL  
BOX

PLAFONES  
CEILING LIGHTS *superficie  
surface*



**0732-25-20**

Blanco / White  
Aluminio / Aluminium

**B**  
**Z**

Cristal: Ácido  
Glass: Dull

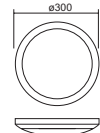


**0732-30-20**

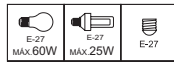
Blanco / White  
Aluminio / Aluminium

**B**  
**Z**

Cristal: Ácido  
Glass: Dull



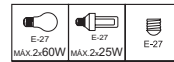
PLAFONES  
CEILING LIGHTS *superficie  
surface*



**0733-22-20**

Cristal: Ácido  
Glass: Dull  
Metal: Cromo  
Metal: Chrome

**C**



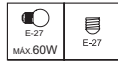
**0733-35-20**

Cristal: Ácido  
Glass: Dull  
Metal: Cromo  
Metal: Chrome

**C**



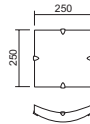
PLAFONES  
CEILING LIGHTS *superficie  
surface*



**0734-25-20**

Metal: Cromo  
Metal: Chrome  
Cristal: Ácido  
Glass: Dull

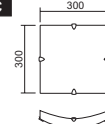
**C**



**0734-30-20**

Metal: Cromo  
Metal: Chrome  
Cristal: Ácido  
Glass: Dull

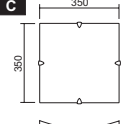
**C**



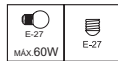
**0734-35-20**

Metal: Cromo  
Metal: Chrome  
Cristal: Ácido  
Glass: Dull

**C**



PLAFONES  
CEILING LIGHTS *superficie  
surface*

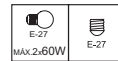
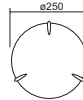


**0725-25-20**

Cromo / Chrome  
Oro / Gold plated

**C**  
**O**

Cristal: Ácido  
Glass: Dull

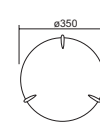


**0725-35-20**

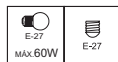
Cromo / Chrome  
Oro / Gold plated

**C**  
**O**

Cristal: Ácido  
Glass: Dull



APLIQUE  
WALL LIGHT *superficie  
surface*

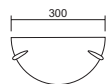


**0727-00-20**

Cromo / Chrome  
Oro / Gold plated

**C**  
**O**

Cristal: Ácido  
Glass: Dull



PRESENTADO EN CAJA  
INDIVIDUAL  
DELIVERED IN INDIVIDUAL  
BOX

PLAFONES  
CEILING LIGHTS superficie  
surface



E-27 MAX.60W E-27 CE □ F 230 V 1 2325

0730-25-20

Cromo / Chrome  
Oro / Gold plated  
Cristal: Ácido  
Glass: Dull

C  
O



E-27 MAX.2.60W E-27 CE □ F 230 V 1 2325

0730-35-20

Cromo / Chrome  
Oro / Gold plated  
Cristal: Ácido  
Glass: Dull

C  
O

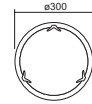


E-27 MAX.2.60W E-27 CE □ F 230 V 1 2325

0730-30-20

Cromo / Chrome  
Oro / Gold plated  
Cristal: Ácido  
Glass: Dull

C  
O



APLIQUE  
WALL LIGHT superficie  
surface



E-27 MAX.60W E-27 CE □ F 230 V 1 2335

0731-00-20

Cromo / Chrome  
Oro / Gold plated  
Cristal: Ácido  
Glass: Dull

C  
O



PLAFONES  
CEILING LIGHTS superficie  
surface



E-27 MAX.60W E-27 CE □ F 230 V 1 2329

0722-25-20

Blanco / White  
Raiz Nogal / Walnut root  
Cristal: Ácido  
Glass: Dull

B  
A

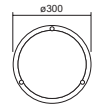


E-27 MAX.2.60W E-27 CE □ F 230 V 1 2329

0722-30-20

Blanco / White  
Raiz Nogal / Walnut root  
Cristal: Ácido  
Glass: Dull

B  
A

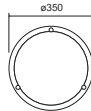


E-27 MAX.2.60W E-27 CE □ F 230 V 1 2329

0722-35-20

Blanco / White  
Raiz Nogal / Walnut root  
Cristal: Ácido  
Glass: Dull

B  
A



APLIQUE  
WALL LIGHT superficie  
surface



E-27 MAX.60W E-27 CE □ F 230 V 1 2339

0723-00-20

Blanco / White  
Raiz Nogal / Walnut root  
Cristal: Ácido  
Glass: Dull

B  
A



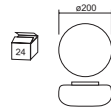
VITUBERS  
VITUBERS superficie  
surface

CE □ F 230 V

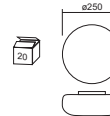


E-27 MAX.60W E-27 Cristal: Opal Blanco Glass: Opal White 2311

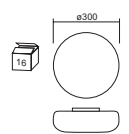
0502-20



0502-25

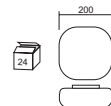


0502-30

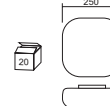


E-27 MAX.60W E-27 Cristal: Opal Blanco Glass: Opal White 2312

0503-20



0503-25



0503-30



PRESENTADO EN CAJA  
INDIVIDUAL  
DELIVERED IN INDIVIDUAL  
BOX